



**fihb**  
Fédération  
Internationale  
de Horseball



**Referees  
&  
Supervisors  
2025  
ver.1.20**

**Fédération Internationale de Horse-Ball**

The Referees & Supervisors document has been written by the FIHB International Referee Commission and has been reviewed and approved by the International Federation of Horse-Ball (FIHB).

This document is available on the FIHB Website: <http://www.fihb.net>

**Fédération Internationale de Horseball**  
Paseo de Gracia n° 95, 5°-1a  
08008 Barcelona  
Spain

## Index

---

1 – Referee definition.....	4
2 – Classification of Referees .....	4
3 – Referees List .....	5
4 – Supervisor definition .....	8
5 – Supervisor List.....	9
6 – Financial aspects.....	10
7 - Referee & Supervisor work flow.....	11
Appendix A – Guidelines for refereeing on foot.....	12
Appendix B – Guidelines for Challenge and VAR .....	20
History .....	24

## 1 – Referee definition

---

The aim of this paragraph is to exactly specify what a Referee is and what he needs to know.

His role:

- the Referee is a FIHB representative and so he must have the authority and diplomacy related to the function of a Referee.
- the Referee follows the guidelines established by the Supervisor.
- the Referee checks the status of the pitch: marking of the game lines, goals.
- the Referee controls the refereeing equipment: radio, flag, whistle, referee's chair or platform.
- the Referee is time keeper / desk secretary in order to control timing of matches.
- the Referee retrieves the referee's horse.
- the Referee inspects player's equipment and the tack of ponies or horses.
- the Referee makes the draw for engagement.
- the Referee controls the colours of the team's uniform and can change the uniform or a team by a draw.
- the Referees have the authority to intervene in offenses out or in the pitch, during warm-up, during the match and until the validation of the match.
- the Referee can order a player to exit from the pitch for medical reasons and asks the intervention of the doctor.
- the Referee can order a pony/horse to exit from the pitch for veterinary reasons and asks the intervention of the veterinary.
- the Referee can order a dangerous pony/horse to exit for the safety of players and/or horses.
- In the absence of the Supervisor, the Referee may stop the match if security, weather, soil, boundaries conditions require.
- the Referees are the only judges on the pitch. They must act without hesitation. But they can ask for advice or decision the Supervisor or Jury in any dispute or doubt.

A Referee has to:

- be licensed and covered by an international insurance by his/her NF/ONHB.
- nominated by his/her NF/ONHB as International or FIHB Referee and approved by IRC.
- be appointed by the Supervisor of the competition.
- be impartial to all teams.
- stay calm at all times.
- be able to use all the technical terms for refereeing in French and English language.
- participate to a FIHB clinic once every 2 years to update and renew his knowledge of International rules.
- maintain his Referee status acting in international competitions when required and cannot refuse to participate more than 3 times during two years starting in his last presence in a FIHB IRC clinic, has to participate in a FIHB event at least once per two years.

## 2 – Classification of Referees

---

The Referees are classified in the two following categories:

- International Referee (lowest level);
- FIHB Referee (highest level).

Depending on the qualification "International" or "FIHB" the Referees are qualified to officiate in the FIHB events according to the chart below:




<b>FIHB event</b>	<b>Requested Referee's qualification</b>
FIHB World Championships	FIHB Referee
FIHB Continental Championships	FIHB Referee
FIHB Nation Cups	FIHB Referee
FIHB 4 and 5 stars events	FIHB Referee
FIHB Referee Clinic (as teacher)	FIHB Referee
FIHB Champions League	FIHB Referee or International Referee
FIHB 2 and 3 stars event	FIHB Referee or International Referee
FIHB 1 star event	FIHB Referee or International Referee or National Referee

### 3 – Referees List

The following table lists the Referees who can be called on FIHB events.

Legenda for spoken languages:      **Fr**      Fluently  
    **Fr**      Not fluently  
    **Fr**      Mother language

Nation		Name	Spoken languages	category
	Australia	Francisco Campeão	<b><u>Pt</u>, En, Sp, Fr</b>	International
		Linda Gray	<b>En, Fr</b>	International
		Joanne Hodges	<b>En, Fr</b>	International
	Belgium	Sven Beirnaert		International
		Mathias Berckmans	<b>Fr, En</b>	FIHB
		Hilde Cobbaut		International
		Robin Cool		FIHB
		Charlotte Costers		International
		Sabine De Bruyne		FIHB
		Peter De Goeyse		FIHB
		Bjorn De Pauw		FIHB
		Kenny Dierickx		International
		Dylan Nique		International
		Kris Pinoy		FIHB
		Stijn Wesemael		International
		Axel Van Herreweghe		FIHB
		Stéphane Vanneste	<b>Fr, En</b>	FIHB
	Canada	Manon Deloupy	<b><u>Fr</u>, En</b>	International
		Nicolas Georgeault	<b><u>Fr</u>, En</b>	International
		Ève Théorêt	<b><u>Fr</u>, En</b>	International
		Laurie Théorêt	<b><u>Fr</u>, En</b>	International

Nation		Name	Spoken languages	Category
	France	Thomas Abadie	<u>Fr</u> , En, Es	International
		Shirley Antoine	<u>Fr</u> , En	FIHB
		Stéphane Antoine	<u>Fr</u> , En	FIHB
		Amandine Bourdon		International
		Jean Francois Bourdon	<u>Fr</u> , En	International
		Lisa Bourdon	<u>Fr</u> , En, Ge	FIHB
		Olivier Capdet		International
		Joel Chabrier		International
		Grégoire Choquel	<u>Fr</u> , En, Es	FIHB
		Thomas Datin		International
		Melchior De Bary	<u>Fr</u> , En	International
		Frédéric Descamps	<u>Fr</u> , En	FIHB
		Mathilde Duboscq	<u>Fr</u>	FIHB
		Quentin Gauthier-Lafaye	<u>Fr</u> , En	FIHB
		Renaud Guillet		International
		Robin Guyon	<u>Fr</u> , En, Es	FIHB
		Hugo L Huillier	<u>Fr</u> , En, Es	International
		Morgan Marchet	<u>Fr</u> , En	FIHB
		Mickael Mureau	<u>Fr</u> , En, Es	FIHB
		Frédéric Petrequin	<u>Fr</u> , En	FIHB
		Jean Marc Saur	<u>Fr</u> , En	FIHB
		Loïc Ségéar	<u>Fr</u> , En	FIHB
		Antoine Tomaszczyk	<u>Fr</u> , En, Es	FIHB
Dimitri Vigniez	<u>Fr</u>	International		
Guillaume Vergnaud	<u>Fr</u> , En, Es	FIHB		
Jean Baptiste Wokan	<u>Fr</u> , En	FIHB		
	Germany	Anna Von Godin	<u>Ge</u> , Fr, En	International
	Great Britain	Sam Hemstead	<u>En</u> , Fr	International
	Italy	Silvia Arena	<u>It</u> , En, Sp	International
		Alessandro Borasi	<u>It</u> , En, Fr	International
		Fabiano Lanzi	<u>It</u> , Sp	International
		Danilo Monteverde	<u>It</u> , En, Fr	International
		Maurizio Percia	<u>It</u> , En, Fr	FIHB

Nation		Name	Spoken languages	Category
	Portugal	André Ponces de Carvalho	<u>Pt</u> , En, Sp, Fr	FIHB
		Iñes Santos	<u>Pt</u> , En, Fr	FIHB
		João Van Uden	<u>Pt</u> , En, Sp	FIHB
	Spain	Santiago Arango	<u>Sp</u> , Fr	FIHB
		Daniel Bergasa	<u>Sp</u> , En	International
		Héctor Bergasa	<u>Sp</u> , En	International
		Mariá Clavell	<u>Sp</u> , En, Fr	FIHB
		Claudia Fernandez	<u>Sp</u> , En	International
		Ignacio Gutierrez	<u>Sp</u> , En, Fr	International
		Javier Hermoso	<u>Sp</u> , En, Fr	FIHB
		Ignacio Marcellin	<u>Sp</u> , En	International
		Rodrigo Padilla	<u>Sp</u> , En	International
		Guillem Puigvert	<u>Sp</u> , En, Fr, It	International
		Francesc Puy	<u>Sp</u> , En, Fr	FIHB
		Nil Seall	<u>Sp</u> , En, Fr	International
		Adrià Velasco	<u>Sp</u> , En, Fr	FIHB

## 4 – Supervisor definition

---

The aim of this paragraph is to exactly specify what a Supervisor is and what he needs to know.

His role:

- the Supervisor must be familiar with the International rules in force and must enforce it.
- the Supervisor is a FIHB ambassador and so he must have the authority and diplomacy related to the function of an International Supervisor.
- the Supervisor is present at the very beginning of the competition and leave only after the prize ceremony.
- the Supervisor appoints Referees during a competition.
- the Supervisor approves the time keeper(s) and he is responsible for.
- the Supervisor organizes briefings and debriefings with Officials.
- the Supervisor organizes briefings and debriefings with the Team Leaders or Coaches or team responsible.
- the Supervisor evaluates the Referees during matches.
- the Supervisor controls the players and ponies/horses.
- the Supervisor chairs the veterinary visit or optionally may be represented by a Referee.
- the Supervisor evaluates if the pitch allows to play and orders any necessary changes.
- the Supervisor verifies that the organizational conditions are met: secretariat, display, medical services, veterinary. The Supervisor has to check, sign & report the compliance of the item listed in the check list available in the FIHB Organization Rules in force.
- the Supervisor is present at the beginning of the match and he guarantees the proper flow of the schedule.
- the Supervisor distributes the referees on the various matches.
- the Supervisor receives complaints from the teams, records regulatory complaints, settles disputes that do not require the use of the Appeal Committee.
- the Supervisor applies the sanctions.
- the Supervisor proceeds with the classification of the teams, validates the results.
- the Supervisor may take the decision to validate the results or replay the match later.
- the Supervisor can stop the game if security, weather, soil, boundaries conditions require.
- the Supervisor can order a dangerous pony/horse to exit from the pitch for the safety of players and/or horses.
- Referees are the only judges on the pitch and the Supervisor must not interfere with the referring during a game unless when safety is the aim. Under special circumstances (like decision or not to start with a sudden death, the decision or not to exclude from the pitch a player or a horse or to allow or not a horse or player to enter onto the pitch) or under major or technical circumstances, the referee may ask advice or decision to the Supervisor.

A Supervisor has to:

- be licensed and covered by an international insurance by his/her NF/ONHB.
- nominated by his/her NF/ONHB as Supervisor and approved by IRC.
- speak fluently at least two languages.
- be aged at least 30 years.
- own 5 years minimum experience in Horseball.
- be impartial to all teams.
- know how to stay calm in all circumstances.
- know all the technical terms of Horseball in French and English language in addition to the mother language if it is different.
- be Supervisor at National level in his country for more than 4 years.
- participate to a FIHB clinic once every 2 years to update and renew his knowledge of International rules.

A Supervisor cannot:

- stop the referees during the matches, only when safety is the aim.



## 5 – Supervisor List

The following table lists the FIHB Supervisor who can be called on FIHB International competitions or tournaments. In case there is no Supervisors available from this list, FIHB Bureau can nominate a Supervisor from the FIHB Board or from the FIHB Referee or Security Commission.

Legenda for spoken languages: **Fr** Fluently  
**Fr** Not fluently  
**Fr** Mother language

Nation		Name	Spoken languages
	<b>Australia</b>	Francisco Campeão	<u><b>Pt</b></u> , <b>En</b> , <b>Sp</b> , <b>Fr</b>
	<b>France</b>	Shirley Antoine	<u><b>Fr</b></u> , <b>En</b>
		Stéphane Antoine	<u><b>Fr</b></u> , <b>En</b>
		Lisa Bourdon	<u><b>Fr</b></u> , <b>En</b> , <b>Ge</b>
		Grégoire Choquel	<u><b>Fr</b></u> , <b>En</b> , <b>Es</b>
		Frédéric Descamps	<u><b>Fr</b></u> , <b>En</b>
		Mathilde Duboscq	<u><b>Fr</b></u>
		Quentin Gauthier-La Faye	<u><b>Fr</b></u> , <b>En</b>
		Robin Guyon	<u><b>Fr</b></u> , <b>En</b> , <b>Es</b>
		Morgan Marchet	<u><b>Fr</b></u> , <b>En</b>
		Mickael Mureau	<u><b>Fr</b></u> , <b>En</b> , <b>Es</b>
		Frédéric Petrequin	<u><b>Fr</b></u> , <b>En</b>
		Jean Marc Saur	<u><b>Fr</b></u> , <b>En</b>
		Loïc Ségéar	<u><b>Fr</b></u> , <b>En</b>
		Antoine Tomaszczyk	<u><b>Fr</b></u> , <b>En</b> , <b>Es</b>
		Guillaume Vergnaud	<u><b>Fr</b></u> , <b>En</b> , <b>Es</b>
Jean Baptiste Wokan	<u><b>Fr</b></u> , <b>En</b>		
	<b>Great Britain</b>	Jim Copeland	<u><b>En</b></u> , <b>Fr</b>
	<b>Italy</b>	Maurizio Percia	<u><b>It</b></u> , <b>Fr</b> , <b>En</b>
	<b>Portugal</b>	Frederico Cannas	<u><b>Pt</b></u> , <b>En</b> , <b>Sp</b> , <b>Fr</b>
		André Ponces de Carvalho	<u><b>Pt</b></u> , <b>En</b> , <b>Sp</b> , <b>Fr</b>
	<b>Spain</b>	Francis Dumons	<u><b>Fr</b></u> , <u><b>Sp</b></u> , <b>En</b>
		Santiago Arango Barbosa	<u><b>Sp</b></u> , <b>Fr</b>
		Hector Bergasa Fernandez	<u><b>Sp</b></u> , <b>En</b>
		Francesc Puy	<u><b>Sp</b></u> , <b>En</b> , <b>Fr</b>

## 6 – Financial aspects

The following table shows the Officials's costs for the FIHB competitions.

Item	Unit price	5 *	4 *	3 *	2 *	1 *
Min..Max Number of Officials	see note 1	8..11	6..9	4..5	4..5	4..5
Supervisor	80 €/day	✓	✓	✓		
Competition Secretary	80 €/day	✓	✓	✓		
Referees	see note 3	✓	✓	✓		
Travel expenses for Officials	see note 2	✓	✓	✓	✓	✓
Meals for Officials		✓	✓	✓	✓	✓
Accommodation for Officials		✓	✓	✓	✓	✓
Max number of referee's horses (rent & transportation) only if refereeing on horseback is foreseen	rent: 100 € transp.: 1,5€/Km (2,42 €/mi)	5	4	3	2	2

Note 1:

Number of Officials		
1, 2, 3 *	4 *	5 *
1 Supervisor n Referees 1 Comp.Secretary	1 Supervisor n Referees 3 Appeal Comm. 1 Comp.Secretary	1 Supervisor n Referees 3 Appeal Comm. 1 Comp.Secretary

n = according to the numbers of teams and matches per day

Note 2:

Travel expenses for Officials		
National	Continental	Intercontinental
0.35 €/Km (0,56 €/mi)	Max 400 €	Max 800€

Note 3:

Remuneration for Referee		
5*	4*	3*
70 €/day	60 €/day	50 €/day

The payment of this fee from the year 2023 will be shared between FIHB (50%) and Organizing Committee (50%).

The following table shows the teacher's costs for the FIHB courses that are organized with the Federations.

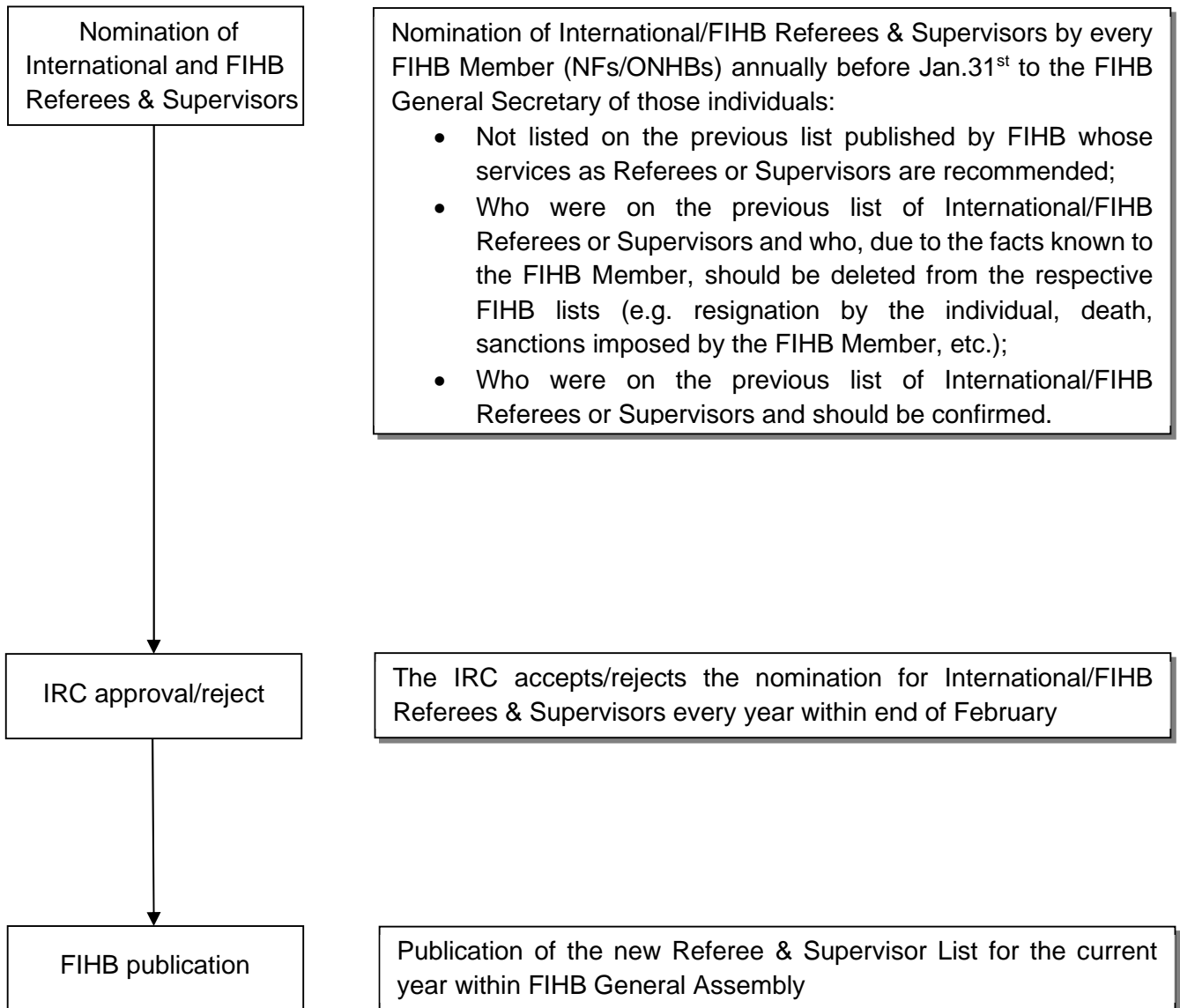
Item	cost	travel expenses	meals	accommodation
teacher in a FIHB Referee & Supervisor course	160 €/day	see note 2	X	X

The costs of a FIHB Referee & Supervisor course from the year 2023 will be shared between FIHB (50%) and Organizing Committee (50%).

The cost for an updating course for each Referee or Supervisor from the year 2023 is of € 30,00/person.

## 7 - Referee & Supervisor work flow

---



## Appendix A – Guidelines for refereeing on foot

---

### 1. General

The refereeing on foot (3 referees) is a refereeing system that can be used to control Horseball matches for horses and ponies in all categories (U12-U16, Seniors).

### 2. Organization of the referees

Three referees are necessary to control a Horseball match (one Central Referee and two Zone Referees).

- **Central Referee:** the Central Referee sits in a central position in the security zone and if possible in the same side of the Jury on a raised chair or platform;
- **Zone A Referee:** the Zone A Referee stands on the opposite site of the Central Referee, in the safety zone of the side of team A, preferably between the goal and the 15 m line;
- **Zone B Referee:** the Zone B Referee stands on the opposite site of the Central Referee, in the safety zone of the side of team A, preferably between the goal and the 15 m line.

Normally the decisions are communicated by the Central Referee as a result of considerations with the Zone Referees. All Referees can intervene at any time to enforce both the rules and the spirit of the game.

The referees must manage the match according to the rules, such as: putting the ball in play, determining when the ball is out of play, inflicting penalties and any warnings and/or Y/R cards, granting timeouts.

Before the start of the game, the referees must verify and approve the equipment of horses and players, as well as the equipment used by them.

The referees have decision-making power for breaches of the rules, committed by the teams on the playing pitch, outside of it, during warm-up and cool down.

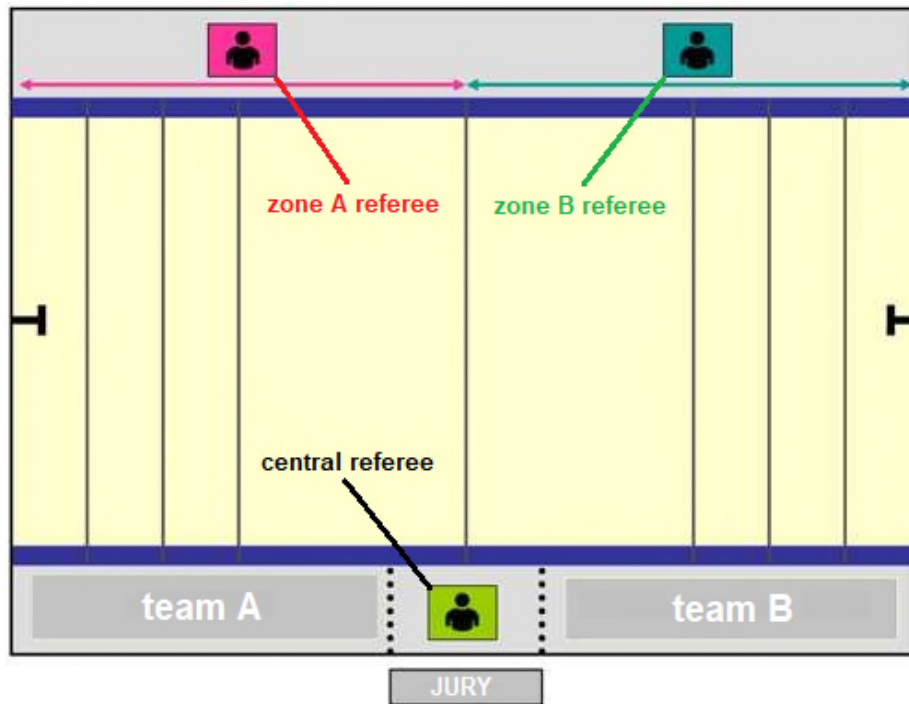
The action of the referees begins from their arrival on the pitch, which must occur at least 30 minutes before the time scheduled for the start of the game and lasts for the entire duration of the game, up to 30 minutes after the end of the game itself.

In the case of a pitch that does not have a safety zone or with a safety zone that is too narrow, so that the referees are safe they can stand still and stand on the centre line (central referee) and/or on the lines of 10 or 15 m (zone referees), on the opposite side to the central referee.

The coaches, substitutes for horses and players are placed in the safety zone located on the side of the central referee, each in their own pitch. A separation zone must be indicated at 5 m on each side from the chair of the central referee. This zone must be indicated with the help of a device that does not endanger any players and horses on the pitch (for example, a light floral decoration, lines on the ground, etc.). This zone must be forbidden to coaches, grooms, substitutes for horses and players.

During the match, the players, the grooms, the coaches, as well as the substitutes for players must not speak, dispute or apostrophe the referees. Captains and coaches are the only entitled to request a timeout to the referees. In the case of violation of these principles, (entering in the 5 m zone, refer to the referees, etc.), the sanctions can be of the penalty 3, 2 or 1 for technical foul.

The control of a Horseball match is solely the responsibility of the referees.



### 3. Technical tools

The following tools must be provided:

- a chair for the central referee who must allow himself to stand on a platform at a minimum height of 1.20m;
- four talkies-walkies: one with headphones and microphones for the central referee, two for the zone referees and one the supervisor;
- one walkie-talkie for the official timekeeper;
- a whistle for each referee;
- a yellow a red card for the central referee.






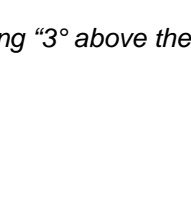






### 4. Uniforms

The referees must present themselves in a correct and sporting uniform. Shorts and open shoes are forbidden.


The referees must wear the uniforms with dark coloured trousers when refereeing a match. All referees of the same match must wear uniforms of the same colour. They can wear black uniforms with vertical bands of 5 cm (minimum) or uniforms of the same colour. In the event of adverse weather conditions, the referees are allowed to wear a wind jacket (preferably black).

## 5. Referees' signs


To improve communication with players and coaches and to facilitate the work of the timekeeper at the table, the following signs must be used by the referees:

<ul style="list-style-type: none"> <li>• <b>Timeout, stop the stopwatch</b> Hands perpendicular to the vertical above the head then arm extended towards the pitch which required the timeout.</li> </ul>		<ul style="list-style-type: none"> <li>• <b>Penalty No. 1</b> Hand indicating "1" above the head (stop the stopwatch). The other hand indicates the point where the match should be resumed</li> </ul>	
<ul style="list-style-type: none"> <li>• <b>Penalty No. 2</b> Hand indicating "2" above the head (stop the stopwatch). The other hand indicates the point where the match should be resumed</li> </ul>		<ul style="list-style-type: none"> <li>• <b>Penalty No. 2 with direct shooting</b> The referee positions himself at the height of the penalty 10m line and indicates the goal with one arm.</li> </ul>	
<ul style="list-style-type: none"> <li>• <b>Penalty No. 2 played</b> The referee positions himself at the height of the penalty 15m line and indicates it with one arm.</li> </ul>		<ul style="list-style-type: none"> <li>• <b>Penalty No. 3</b> <i>Simple whistle shot and hand indicating "3" above the head.</i></li> </ul>	
<ul style="list-style-type: none"> <li>• <b>Validated goal</b> Movement of an open hand arm downwards.</li> </ul>		<ul style="list-style-type: none"> <li>• <b>Goal refused and "keep playing!"</b> An arm with an open hand and spinning over the head.</li> </ul>	
<ul style="list-style-type: none"> <li>• <b>Between two</b> Parallel hands and forearms</li> </ul>		<ul style="list-style-type: none"> <li>• <b>Advantage</b> An arm stretched upwards</li> </ul>	
<ul style="list-style-type: none"> <li>• <b>10 seconds</b> The two open hands above the head</li> </ul>		<ul style="list-style-type: none"> <li>• <b>Alignment for the line-out</b> An outstretched arm with an open hand towards the front.</li> </ul>	


- **Correct line-out**  
An outstretched arm with an open hand upwards.




- **Change of the thrower**  
Whirlpool of the two hands above the head.




- **Technical foul**  
An outstretched arm with a closed fist above the head




- **Yellow or red card**  
The referee points the card (yellow or red) towards the sanctioned player (who has been called to approach the central referee)




- **Non-compliance with the alignment (7m or 5m) of the 1st row of the line-out**  
Movement of the two hands towards the front to mimic the action of moving backwards.




- **Line-out not straight, cutting the line of the throw-in**  
Lateral movement of an arm on the side towards which the ball has been deviated.




- **Passage of strength**  
Gesture of a fist of the right hand against the left hand in front of the referee.




- **Arm grip**  
Take your left forearm with your right hand.




- **Trajectory foul (offensive or defensive)**  
Perpendicular hands horizontally in front of the referee




- **Pick-up non-compliant**  
To mimic a circle with one hand



- **Marking a player not carrying the ball**  
One hand pushes the other sideways.



- **Exit of the ball or player with the ball**  
Arm outstretched, the hand forms a right angle, fingers down.



## 6. Distribution of zones and movements

The two zone referees share the security zone on the side opposite the central referee. Each zone referee is responsible for his own half of the pitch and has the task of controlling and sanctioning the actions that are in his own zone. The zone referees move according to the movement of the players and horses. They can, if the game requires it, go up to the center of the pitch, for example to better control the alignment during the line-out. They must anticipate the placement of the players to always be at the best position when the action develops towards the goal.

The central referee remains in the same position during the match.

The zone referees do not change side of the pitch in the middle of a match.

## 7. Communication between the referees

Only the central referee can communicate with the other two zone referees during the game. In the event of concertation or doubt, the central referee asks for the opinion of the zone referees by formulating clear questions with simple and rapid answers such as "yes" or "no."

For security reasons, the referees must have one "free" ear.

Ideally the following radio devices should be provided:

- one walkie-talkie with earpiece and microphone for the central referee, configured in "conference" or "vox" mode. The central referee can thus talk all along the match being heard on the other radio devices without intervening on the walkie-talkie.
- three talkies-walkies with earpieces and microphones for the two zone referees and the supervisor, configured in "classic" mode, this means that they must activate a button to talk to each other.
- one walkie-talkie for the official timekeeper, configured in "classic" mode. If the official timekeeper is located nearby the central referee, it is not necessary to provide a walkie-talkie.

During the timeouts requested by the teams or by the referees, the exchange of views between the referees must be done via radio devices. Exceptionally, in the event of technical difficulties or difficult consultation, the zone referees may move towards the chair of the central referee. At the end of the first half, the referees meet in the middle of the pitch or next to the chair of the central referee.

In case of disagreement on a decision got by one of the referees, the other referee(s) must report it immediately by radio link. In this case, the zone referee (in which the action is taking place) can request a timeout to know the comments of the other referee(s) and make his final decision without moving.

## 8. Communication with the players

The referees must be close to the players (grant the advantage, oral warnings, priority for the pick-up of the ball, etc.). They must speak loudly so that players can follow the instructions. The referee must only refer to players of the area for which he is responsible.

As soon as a foul is called by a referee, the referee in charge of the penalty must immediately communicate by voice the positioning of the both teams for the resume of the match. Example: A P3 whistled by a zone referee, the throw-in must take place in the middle of the pitch; the central referee must immediately communicate the positioning to the teams in order to resume the match. In this way the referees are close where to resume the play, shooting or central area, even if they stay behind the different situations.

Depending on the layout of the pitch, the referees can be nearby of the public. The referees must not in any case in contact or reply to the indications of the spectators. The zone referees can move to avoid permanent closeness with some individuals who seek to destabilize them or establish too much communication. In the event that an individual or group of individuals are excessively aggressive, the referee can stop the match and can request the expulsion of the individual or a group of individuals with the support and the agreement of the supervisor and the OC responsible.



## 9. Skills & Role assignment

The two zone referees must signal, whistle and sanction the fouls that are committed within the pitch of their competence. They are in charge of the line-out and of the fouls that are related to their zone. They are also responsible for the respect of the 5 m zone during P3.

The central referee assists the two zone referees in the central zone and signals to them the fouls he sees, particularly along the side where he is positioned, count the number of passes, control the respect of the 10 seconds, control the exits from the pitch on his side, etc.; manages the zone that is under his eyes (priority pick-up, fouls, etc.) and also the resume of play after a P3 or line-out. Due to his position on the chair/platform, he is also in charge of verifying the trajectories of the match.

The referees must share the roles to carry out the checks necessary for the preparation of a match:

- The zone referees must take note of the match sheet of the match to carry out the necessary checks on the warm-up pitch;
- In the case of a veterinary inspection has been carried out, the central referee must be aware of veterinary comments and carry out a check before / during the match.  
Note: The referees may request a copy of the veterinary sheet at the secretary or use a smartphone to photograph the necessary sheet.
- All referees can decide a sanction for a player, a coach, a team leader or a groom for a technical foul.
- All the referees can ask for a timeout.
- All referees may decide to give a yellow or red card to a player or coach. However, the sanctioned player must present himself in front of the central referee who is the only one who can assign the yellow or red cards.

Although the referees have a limited zone of action, in case of danger for the players or for the horses, they have exceptionally whistle and sanction all the fouls that occurred on the pitch. In all other situations it is preferred to signal it with radio device to the central referee.

The rule of advantage and return to the foul committed must be widely used. In case of advantage, the referees must imperatively warn orally, as well as with gestures, the players have committed a foul. They must also, if the match continues on several areas, warn the other referees of the current advantage, with the gestures and/or radio devices.

Whistle blows must be weighted even if they are late with respect to the foul made. It is preferable to whistle and establish a real mistake with a few seconds of delay rather than rush into having misunderstood a situation. A good coordination, an effective and intelligent communication, allow to significantly reduce the timeouts of the referees.

### **Start of the match:**

- The central referee is in charge of carrying out the draw before the match.
- The zone referee located in the pitch of the pick-up team is in charge of placing the ball on the 10 m line.
- The central referee is in charge of verifying the position of the defenders.
- The zone referee placed in the field of the team that has to pick up is in charge to whistle the start of the match after the authorization by the central referee in connection with the secretary and the team that defends.
- The zone referee positioned in the starting team's pitch is in charge of controlling the pick-up of the ball.

### **The 3 passes and the 10 seconds:**

- All the referees are in charge of counting the 10 seconds and reporting them to the central referee so that he can whistle. The central referee is in charge of counting the passes of the teams. He must report to the zone referees until the third pass, with the help of radio device. The zone referees are in charge of controlling the passes of the team that attacks towards the goal, in the zone of which they have the competence.

### **Validate the goal:**

- It is the zone referee located in the pitch where a goal is made which must validate the goal with a whistle blow. Before validating a goal, the zone referee must obtain validation from the central referee.
  - In case of a goal without the number of passes, it is the central referee who informs the referee of the zone with the help of the radio and the gestures. In this case, the 3 referees must immediately use the appropriate sign (goal refused, keep playing). The referee located in the zone where the goal is refused must also indicate to the players "the goal is refused, keep playing".

### **Restart of the match from the center of the pitch:**

- Match management returns to the central referee.
- The zone referee who is in the pitch of the team that benefits from the start must approach the center line to help the central referee in the positioning of the players or in the control of fouls, with the help of the radio devices. The zone referee is not responsible for the positioning of the players involved in the alignment.

### **Exit from the pitch:**

- The central referee is in charge to whistle and sanction the exits from the pitch on his side.
- The zone referees are in charge of whistle and sanction the exits from the pitch on their side and zone.

### **Between two:**

- The zone referees are in charge of the between two.
- When the two players are identified, the zone referees can approach each other: one zone referee throws the ball, the other zone referee takes care of the respect of the rules.

### **Advantage:**

- If there is a foul but the game is in favour of the team that suffered the foul, the referee can let play by giving the advantage, in order to ensure continuity and fluidity of the game. The referee raises his arm to signal the foul and indicate the advantage in progress. Otherwise the referee stops the match and applies the sanction initially envisaged.

## 10. Summary of the role assignment

### Central referee:

- The central referee assists the two zone referees and signals to them the fouls he sees, particularly the errors of trajectories, in collaboration with the other referees, and the mistakes made along the side where he is positioned.
- He also has the task of:
- the line-out after a goal and the resume of the play with P3 at the center of the pitch
  - the management of the line-out
  - the count of the passes and of the 10 seconds
  - the control of the defenders when resuming from a P3
  - the sanction to a player, a coach, team leader or groom with a technical foul
  - ask for a referee timeout or whistle for the timeouts of the teams
  - assign a yellow or red card to a player or coach
  - check the compliance to the rules for the pitch, secretary, chronometer, teams (players, horses, coaches, grooms).

### Zone referees:

- They are in charge of signal, whistle and sanction all the fouls committed in half of the pitch of their competence as well as all the fouls of trajectories in collaboration with the other referees.
- they have a particular responsibility about:
  - start of each half, line-out and fouls that occur within their zone
  - to whistle and sanction the exits from the pitch in their own zone
  - to assist the central referee at line-out, not managing the position of the players in the line out but checking those outside the line-out
  - to validate the goals
  - to manage the between two and penalties n.1 and n.2
  - to place the ball on the 10m line at the start of each half
  - to whistle the start of each half and check the pick-up of the ball
  - to sanction a player, coach, team leader or groom with a technical foul
  - to request a referee or team time out
  - to inflict a yellow or red card to a player or a coach; the sanctioned player must present in front of the central referee that will assign the card

## **Appendix B – Guidelines for Challenge and VAR**

---

### **1. General**

The speed of action and the number of players involved in the dynamism of situations during a match, increasingly requires accurate decisions to be made quickly by the Referees.

To further assist the refereeing staff during matches in identifying the best possible decision, a Challenge and VAR systems are introduced that can be consulted exclusively by the Referees in charge of the match.

The introduction of those systems would take place in two phases:

1. 1 year of experimentation during the 2023 FIHB events (European Championships and Champions League),
2. Final decision, at the 2023 FIHB General Assembly on March 2024, of the introduction of the Challenge and VAR systems after the approval of the technical report about the 2023 FIHB events.

### **2. Equipment**

The equipment needed are the following:

- Ipad Pro 12.9" or similar equipment with associated software on Microsoft platform for recording images and subsequent viewing with the ability to zoom in - stop/forward and backward of certain parts of the movie - image viewing, all in high resolution;
- Height-adjustable iPad tripod with 360° rotation per rod and iPad detachment from the tripod to view images even on the playing field;
- AC/DC power system and spare batteries;
- Cloud platform on which to download all recording.

All these components will be entrusted to a delegate who will be responsible for the system and responsible for recording of the matches.

Recorded matches, at the end of the competition, can be used by the FIHB exclusively for educational purposes (Referees & Supervisor training courses).

### **3. Video Recording**

The images are recorded on a 12.9" iPad Pro or similar equipment normally placed on a tripod (or stable stand) placed on the centre line, on the same side and at the same height as the chair Referee.

The iPad is placed behind the chair Referee and at a distance of at least 3 meters, in the most convenient way for performing video recording of the matches and allow two Referees to easily view the recorded images. No other team members may come close to the video recording system.

The person that manages the iPad, has to operate for the entire duration of the match.

In outdoor or indoor competitions, the iPad should be positioned in such a way as to avoid/reduce glare as much as possible.

At the point where the iPad is placed, at least two power outlets are required:

- 1x power outlet for the power supply of the iPad;
- 1x power outlet for the power supply of the router, used for download to the cloud.



#### 4. Challenge

The match is recorded from start to the end and each coach has **max 2 Challenges**, **one in each half**, which can be used at any time during the match. Requesting a second or more Challenges in a half will lead to a technical foul that is sanctioned with a P3 in favor of the other team.

The Challenge is requested with the gesture of a rectangle with both arms and can only be requested in the following situations:

- Goal validated;
- Penalty n.1 assigned;
- Penalty n.2 assigned;
- Penalty n.3 assigned.

The Challenge is requested exclusively by the coach; if the team does not have the coach on the pitch, than the captain is entitled to request it. If the challenge is requested by an unauthorized member, the team will incur in a technical foul, usually a P3 in favor of the other team.

The coach requesting the Challenge can do so by addressing the chair Referee clearly and correctly, allowing the chair Referee to communicate it to the zone or horse Referees, the secretary, the speaker.

The secretary must record the Challenge on a special form (see par.7) to avoid requests beyond the authorized number or for unauthorized situations. In these cases, a technical foul will be awarded, usually a P3 in favor of the other team.

The outcome of the Challenge can be:

- **Positive** for the team that requested the Challenge: the match resumes with a modification of the Referees decision;
- **Negative** for the team that requested the Challenge: the match is resumed with the decision taken by the Referees;
- **Non visible**: in the event that the images do not show with certainty the type of violation that generated the Challenge request, the decision given by the Referees prior to the request remains valid and will not be counted as a Challenge request.

#### **a) Goal validated**

If the goal is validated, the coach can ask the Challenge to evaluate the action immediately before the goal about:

1. minimum number of passes for the goal to be valid;
2. if the goal was generated/influenced by a foul or infraction by the team that scored the goal.

In the case of a Challenge request, the time clock must be stopped. The action before the goal will be reviewed by the chair Referee with the possible support of an additional Referee.

If the Challenge gives a positive result, the goal is ignored and the match is resumed normally with a Penalty n.3 in favour of the team that requested the Challenge.

If the Challenge is negative, the game continues with a line out for the team that conceded the goal.

If the situation generating the Challenge request is "not visible", the Referees decision stands and it is not counted as Challenge.

Time starts again at the whistle of the chair Referee after he has communicated the result of the Challenge.

#### **b) Penalty n.1, n.2, n.3 assigned**

In the event that a Penalty n.1, n.2, n.3 is awarded, immediately after it is possible to ask the Challenge.

In the case of a Challenge request for a Penalty n.1 or Penalty n.2, the time is already stopped, whereas it will have to stop in case of a request for a Penalty n.3.

In the event of a positive outcome of the Challenge, the match resumes with a modification of the decision taken by the Referees.

In the event of a negative outcome of the Challenge, the match resumes with the Referees decision made before the Challenge request.

If the situation generating the Challenge request is "non visible", the decision remains the one taken by the Referees but it is not counted as Challenge.

### **5. VAR**

All referees, in case of doubt during the match or in situations immediately before or after the end of the match, but still with the teams on the pitch, can request VAR.

The VAR is requested by a Referee with the gesture of a rectangle with both arms and the chair Referee communicates it to the coaches, the secretary, the speaker. In the event of situations before or after the end of the match that require viewing of the video, the chair referee must notify the coach of both teams of the decision made.

The request of a VAR is to view the recording of the action only immediately there is an expression of doubt.

The number of VARs that can be requested by Referees is unlimited and can take place at any time during the match and for reasons that the Referees deem fair.

Upon VAR request, the chair Referee requests to stop the clock.

The match is resumed after the communication to the coaches and captains by the chair Referee and with the match restarts with the whistle.

## 6. Video viewing

In case of Challenge or VAR, the timekeeper must stop the clock immediately.

At least two Referees approach the video recorder and watch the recording. No other team members may come close to the video replay system.

The cameraman will lock the video leaving the last images on the screen so that the chair Referee can play it and stop it to place it at the time of the action that motivated of the Challenge.

Once the Referees have made the decision, the chair Referee will inform the two coaches (5 meters on each side of the chair) and the secretary about the outcome of the consultation and how the match will proceed.

If the video recording does not allow definition of the type of violation, the previous decision taken by the Referee remains valid.

## 7. Challenge-VAR form

VAR/Challenge - experimental phase							Legenda: NEGATIVE = Referee's decision OK POSITIVE = change of Referee's decision NON VISIBLE = Referee's decision OK, no Challenge count		
N	stage	date	category	match	VAR/Challenge	requested by	reason	results	note
1									
2									
3									
4									
5									
6									
7									
8									
9									
10									
11									
12									
13									
14									
15									
16									
17									
18									
19									
20									

## History

Document history		
2014 ver.1.1	February 2014	Version 2014 - First edition approved by FIHB Bureau on February 20 <sup>th</sup> 2014
2014 ver.1.4	June 2014	Version 2014 - Second edition approved by FIHB Bureau on June 30 <sup>th</sup> 2014: <ul style="list-style-type: none"> <li>changed Referee classification from number of balls into number of stars;</li> <li>added WHR points criteria for passing from Referee 4 stars to 5 stars;</li> <li>modification to the names of referees &amp; supervisors.</li> </ul>
2015 ver.1.5	March 2015	Version 2015 - Third edition approved by FIHB Bureau on March 11 <sup>th</sup> 2015: <ul style="list-style-type: none"> <li>changed the payment of the FIHB WHR fee from annual to competition;</li> <li>minimum FIHB WHR point for being referee 4 or 5stars;</li> <li>no FIHB WHR fee for Supervisor;</li> <li>update of the referees &amp; supervisors list.</li> </ul>
2016 ver. 1.6	February 2016	Version 2016 - Fourth edition approved by FIHB Bureau on February 16 <sup>th</sup> 2016: <ul style="list-style-type: none"> <li>FIHB fees for referee offered by FIHB;</li> <li>added to referee role with time keeping;</li> <li>added to supervisor role the approve of the time keeper;</li> <li>added to supervisor role with what he cannot do and his presence;</li> <li>referees &amp; supervisors list updated.</li> </ul>
2016 ver.1.7	March 2016	Version 2016 - Fifth edition approved by FIHB General Assembly on March 12 <sup>th</sup> 2016: <ul style="list-style-type: none"> <li>CR 020-2016: clarification about interfering by the Supervisor on the refereeing during a match.</li> </ul>
2017 ver.1.8	February 2017	Version 2017 - Sixth edition approved by FIHB General Assembly on February 25 <sup>th</sup> 2017: <ul style="list-style-type: none"> <li>added referees and supervisors;</li> <li>upgrade of the referees to 4* or 5*.</li> </ul>
2018 ver.1.9	March 2018	Version 2018 - Seventh edition approved by FIHB General Assembly on March 24 <sup>th</sup> 2018: <ul style="list-style-type: none"> <li>definition of International Referee 3 stars;</li> <li>added referees and supervisors.</li> </ul>
2019 ver.1.12	July 2019	Version 2019 - Eighth edition approved by FIHB Bureau on July 15 <sup>th</sup> 2019: <ul style="list-style-type: none"> <li>two categories of Referees, International and FIHB;</li> <li>qualification of the Referees according to the FIHB event;</li> <li>modifications on Referee and Supervisor role;</li> <li>Referees and Supervisors must be licensed and insured by their NF/ONHB;</li> <li>Supervisor must check sign &amp; report the compliance with the FIHB OR;</li> <li>new work flow for the nomination of Referees and Supervisors;</li> <li>in case of unavailability of Supervisors from the list, nomination of a Supervisor from FIHB Board or FIHB Referee/Security Commission;</li> <li>updated lists for Referees and Supervisors according to the information received from FIHB Members.</li> </ul>
2020 ver.1.13	March 2020	Version 2020 - Ninth edition approved by FIHB General Assembly on March 28 <sup>th</sup> 2020: <ul style="list-style-type: none"> <li>CR 014-2020: refereeing on foot – guidelines;</li> <li>updated lists for Referees and Supervisors according to the information received from FIHB Members.</li> </ul>
2021 ver.1.14	March 2021	Version 2021 - Tenth edition approved by FIHB General Assembly on March 20 <sup>th</sup> 2021: <ul style="list-style-type: none"> <li>updated lists for Referees and Supervisors according to the information received from FIHB Members.</li> </ul>
2022 ver.1.15	March 2022	Version 2022 - Eleventh edition approved by FIHB General Assembly on March 5 <sup>th</sup> 2022: <ul style="list-style-type: none"> <li>CR 004-2022: all referees on foot can intervene;</li> <li>deleted the “defensive foul during pick-up” sign;</li> <li>updated lists for Referees and Supervisors according to the information received from FIHB Members.</li> </ul>
2022 ver.1.16.1	July 2022	Version 2022 - Twelfth edition approved by FIHB Bureau on July 28 <sup>th</sup> 2022: <ul style="list-style-type: none"> <li>updated list for Referees according to the information received from FIHB Members and approval of the FIHB Referees Commission.</li> </ul>
2023 ver.1.18	April 2023	Version 2023 – Thirteenth edition approved by FIHB General Assembly on April 22 <sup>nd</sup> 2023: <ul style="list-style-type: none"> <li>updated list for Referees and Supervisors according to the information received from FIHB Members and approval of the Referee Commission;</li> <li>CR 003-2023 rev.4: Challenge and VAR;</li> <li>CR 014-2023: remuneration of the Officials;</li> <li>CR 017-2023: remuneration of a teacher of a Referee &amp; Supervisor course.</li> </ul>



2024 ver.1.19	March 2024	<p>Version 2024 – Fourteenth edition approved by FIHB General Assembly on March 16<sup>th</sup> 2024:</p> <ul style="list-style-type: none"> <li>• updated list for Referees and Supervisors according to the information received from FIHB Members and approval of the Referee Commission;</li> <li>• CR 013-2024: modifications for Challenge and VAR;</li> <li>• CR 014-2024: 2 years update for Supervisors</li> </ul>
2025 ver.1.20	February 2025	<p>Version 2025 – Fifteenth edition approved by FIHB General Assembly on February 15<sup>th</sup> 2025:</p> <ul style="list-style-type: none"> <li>• updated list for Referees and Supervisors according to the information received from FIHB Members and approval of the Referee Commission</li> </ul>

